

For What It's Worth

Buffalo Springfield

Arranged by TenThumbs



Tenthumbspro.com

For educational purposes only

Key: F

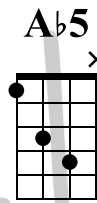
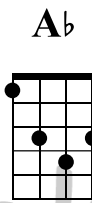
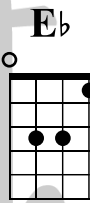
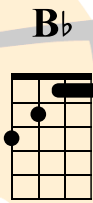
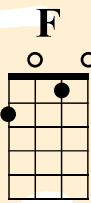
Original Key: E (tune down half step to match key)

Harmony: F, Bb, Eb, Ab

BPM: 99

Video Tutorial: <https://www.youtube.com/watch?v=2L3D8t-a8pI>

Chord Shapes:



Full Song

♩ = 99

Musical notation for the first system of the song, measures 1-4. Chords: F, Bb, F, Bb. Includes guitar tablature.

Musical notation for the second system of the song, measures 5-8. Chords: F, Bb, F, Bb. Includes lyrics: "There's some- thing hap- pen- ing here ... What it is ain't ex- act- ly clear ... There's a". Includes guitar tablature.

Musical notation for the third system of the song, measures 9-12. Chords: F, Bb, F, Bb. Includes lyrics: "man with a gun o- ver there tell- ing me I got to be- ware. I think it's time we". Includes guitar tablature.

13 **F** **E \flat** **B \flat** **p** **A \flat 5** **F** **B \flat** **p**

stop, child- ren, what's that sound __? Ev- 'ry bod- y look what's go- ing down __.

0 1 3 1 4 4 3 1 | 4 4 4 4 3 1 4 4 3 1 | (1) 1 0 H 1 1 1 P

1 0 0 0 3 1 3 3 | 2 4 4 4 3 1 4 4 3 1 | 2 0 1 2 0 2 3 | 1 2 1 1 3 2 0

17 **F** **B \flat** **F**

What a filed day for the heat, a thou- sand peo- ple in the street sing- ing

0 0 0 3 1 1 1 | 1 2 1 2 0 | 0 0 3 1 1 1 | 1 2 1 1 1

1 0 0 0 3 1 1 1 | 1 2 1 2 0 | 0 0 3 1 1 1 | 1 2 1 1 1

2 0 2 0 2 0 3 2 0 | 2 0 2 0 2 0 3 2 0 | 3 2 3 2 3 2 0 | 3 2 3 2 3 2 0

21 **F** **B \flat** **F** **B \flat**

songs and car- ry- ing signs. Most- ly say, "Hoo- ray for our side." It's time we

0 0 0 3 1 1 1 | (1) 2 1 1 1 | 0 0 3 1 1 | 1 2 1 2 1 1

1 1 1 1 1 1 | 1 2 1 2 0 | 0 0 3 1 1 1 | 1 2 1 1 1

2 2 2 2 2 2 3 2 3 | 2 2 2 2 2 2 3 2 3 | 3 2 3 2 3 2 0 | 3 2 3 2 3 2 0

25 **F** **B \flat** **F** **B \flat**

Par- a- noi- a strikes deep. In- to your life it will creep. It

0 0 3 1 1 | 2 1 1 1 | 0 0 3 1 1 | 1 2 1 2 1 1

1 0 0 0 3 1 1 | 2 2 1 2 1 | 0 0 0 0 3 1 1 | 2 2 1 2 1 1

2 2 2 2 3 2 3 | 2 2 2 2 3 2 3 | 3 2 3 2 3 2 0 | 3 2 3 2 3 2 0

29 **F** **B \flat** **F** **B \flat** **p** **B \flat** **p**

starts when you're al- ways a- afraid. Step out of line the man come __ and take you a- way. We bet- er

0 0 0 3 1 1 1 | (1) 2 1 1 1 | 0 0 3 1 1 | 1 2 1 2 1 1

1 0 0 0 3 1 1 | 2 2 1 2 1 | 0 0 3 1 1 | 2 2 1 2 1 1

2 2 2 2 3 2 3 | 2 2 2 2 3 2 3 | 3 2 3 2 3 2 0 | 3 2 3 2 3 2 0

33 **F** **E \flat** **B \flat** **p** **A \flat** **F** **E \flat**

stop hey __ what's that sound? __ Ev- 'ry bod- y look what's go- ing we bet- ter stop, hey, what's that sound? __

0 1 3 1 4 4 3 1 | 4 4 4 4 3 1 4 4 1 3 1 | 0 3 3 3 0 1

1 0 0 3 3 | 2 4 4 4 3 3 2 3 1 | 0 1 3 3 3 1

2 0 2 3 3 | 3 2 3 1 2 2 3 1 | 2 0 3 3 3 1

36 **B \flat** **A \flat 5** **F** **E \flat** **B \flat** **p** **A \flat 5**

Ev- 'ry bod- y look what's go- ing we bet- ter stop child- ren, what's that sound? __ Ev- 'ry bod- y look what's go- ing down __

1 1 1 1 1 1 4 4 1 3 1 | 0 3 1 4 4 3 1 | 4 4 4 4 3 1 4 4 3 1

2 2 3 2 2 | 0 0 3 3 3 1 | 2 2 3 2 3 1 2 2 3 1

3 3 1 2 2 3 1 | 3 3 1 2 2 3 1 | 3 3 1 2 2 3 1

39 **F** **B \flat** **F** **B \flat** **p** **F** **B \flat** **p**

(1) 1 0 H 1 1 1 1 | 1 1 1 1 | 1 0 H 1 1 1 1 | 1 1 1 1

2 0 2 0 2 3 | 2 1 1 1 3 2 0 | 2 0 1 2 0 2 3 | 2 1 1 1 3 2 0

8 5 5 5